

# Mackenzie Conservative Allocation ETF

## Global Balanced

### Compound Annualized Returns 06/30/2024

1 Month	1.2%
3 Months	1.4%
Year-to-date	4.9%
1 Year	10.2%
2 Years	9.1%
3 Years	2.1%
Since inception (Sep. 2020)	3.6%

### Regional Allocation 05/31/2024

<b>CASH &amp; EQUIVALENTS</b>	
Cash & Equivalents	4.0%

<b>OVERALL</b>	
Canada	44.8%
United States	28.5%
Japan	2.5%
France	2.4%
United Kingdom	1.6%
Germany	1.6%
Italy	1.1%
Australia	0.9%
Switzerland	0.8%
Other**	11.8%
<b>Total</b>	<b>100%</b>

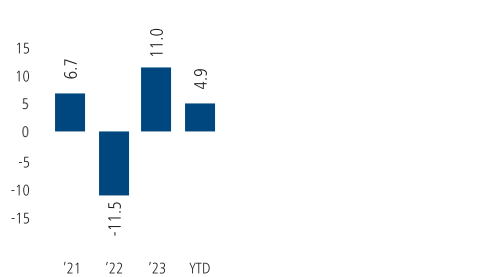
### Sector Allocation 05/31/2024

Federal Bonds	11.8%
Provincial Bonds	11.5%
Corporates	11.1%
Foreign Fixed Income	9.4%
Information Technology	8.7%
Financials	8.6%
Industrials	5.2%
Energy	3.7%
Consumer Discretionary	3.6%
Health Care	3.6%
Other	18.8%
Cash & Equivalents	4.0%
<b>Total</b>	<b>100%</b>

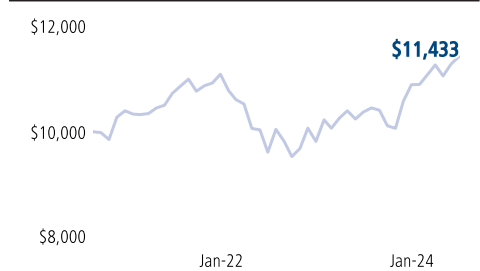
### Portfolio Managers

Mackenzie Financial Corporation

### Calendar Year Returns (%) 06/30/2024



### Value of \$10,000 invested 06/30/2024



### Major Holdings 06/28/2024

*Major Holdings Represent 100.0% of the fund*

MACKENZIE CANADIAN AGGREG	33.2%
MACKENZIE US LARGE CAP EQ	21.6%
MACKENZIE INVESTMENTS US	12.6%
MACKENZIE CANADIAN EQUITY	12.3%
MACKENZIE INVESTMENTS DEV	9.0%
MACKENZIE INTERNATIONAL E	7.5%
MACKENZIE INVESTMENTS EME	2.8%
MACKENZIE EMERG MKT CUR B	1.0%
Cash, Cash Equivalents 1	0.1%

TOTAL NUMBER OF HOLDINGS: 8

### Fund Risk Measures

Fund Risk Measure is not available for funds with a history of less than three years.

### Key Fund Data 06/30/2024

Ticker:	MCON
Total Fund Assets:	\$30.59 million
NAVPS (06/28/2024):	\$21.09
CUSIP:	554567107
Listing Date:	09/29/2020

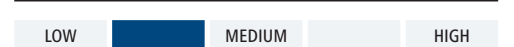
18% S&P500+12% S&P/TSX  
 Comp+7% MSCI EAFE+3% MSCI  
 EM+35% FTSE Canada Universe+14%  
 Benchmark: BBG Barclays US Ag Bond+10% BBG  
 Barclays GDP Global Ag Dev Mkt ex-  
 US (Hgd to USD)+1%J.P.M GBI-EM  
 Global Core

Fund Category:	Global Balanced
Distribution Frequency:	Quarterly
DRIP Eligibility:	Yes
Management Fee:	0.17%
Modified Duration:	6.47 year(s)
Yield to Maturity:	4.25%
Weighted Average Coupon:	2.94%
Distribution Yield:	3.13%
Price/Earnings:	20.47
Price/Book:	2.69

### Why Invest in this fund?

- For investors seeking a combination of income and moderate long-term capital growth.
- Low cost allocation ETF that provides broad diversification by investing in ETFs.
- Regular rebalancing helps maintain target allocations and risk levels.

### Risk Tolerance



\* 18% S&P500 + 12% S&P/TSX Composite + 7% MSCI EAFE + 3% MSCI Emerging Markets + 35% FTSE Canada Universe + 14% Bloomberg Barclays US Aggregate Bond + 10% Bloomberg Barclays GDP Global Aggregate Developed Market ex-US (Hgd to USD) + 1% J.P. Morgan Gov Bond Index-Emerging Markets Global Core

\*\* Other includes currency contracts.