

Mackenzie Global Strategic Income Fund Series A

Balanced

Compound Annualized Returns† 06/30/2024

1 Month	2.0%
3 Months	1.9%
Year-to-date	7.0%
1 Year	10.8%
2 Years	10.2%
3 Years	2.7%
5 Years	4.8%
10 Years	5.2%
Since merger (Mar. 2008)	5.5%

Regional Allocation 05/31/2024

CASH & EQUIVALENTS	
Cash & Equivalents	6.7%
EQUITIES	
United States	33.8%
United Kingdom	3.7%
Germany	3.4%
France	2.5%
Other	13.5%
FIXED INCOME	
United States	12.9%
Canada	11.3%
Mexico	3.1%
Germany	2.5%
Other	6.6%

Sector Allocation 05/31/2024

Fixed Income	36.5%	Consumer Staples	5.1%
Information	11.9%	Consumer Discretionary	4.4%
Technology		Energy	3.8%
Financials	9.5%	Materials	3.2%
Health Care	7.6%	Communication Serv.	2.7%
Industrials	6.9%	Other	1.7%
Cash & Equivalents	6.7%		

Credit Allocation**** 06/30/2024

AAA	6.2%	B	1.2%
AA	9.3%	CCC & Below	0.2%
A	2.9%	NR	3.6%
BBB	9.9%	Cash & Equivalents	6.6%
BB	3.8%	Equities	56.3%

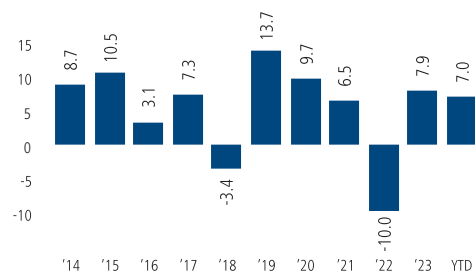
Portfolio Managers

Mackenzie Fixed Income Team
Konstantin Boehmer

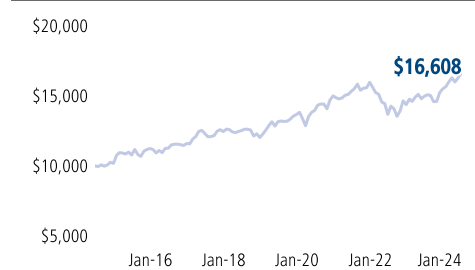
Mackenzie Global Equity & Income Team
Darren McKiernan



Calendar Year Returns (%) 06/30/2024



Value of \$10,000 invested 06/30/2024



Major Holdings*** 05/31/2024

Major Holdings Represent 17.9% of the fund

EQUITY	
Microsoft Corp	2.8%
Apple Inc	2.1%
JPMorgan Chase & Co	1.6%
Amazon.com Inc	1.6%
Alphabet Inc	1.5%
FIXED INCOME	
United States Treasury 3.50% 02-15-2033	2.6%
United States Treasury 0.13% 02-15-2052 Inflation Indexed	1.9%
Government of New Zealand 3.50% 04-14-2033 [REGS]	1.6%
United States Treasury 0.13% 01-15-2032 Inflation Indexed	1.2%
United States Treasury 3.88% 08-15-2033	1.1%

TOTAL NUMBER OF EQUITY HOLDINGS: 98
TOTAL NUMBER OF FIXED INCOME HOLDINGS: 422

Fund Risk Measures (3 year) 06/28/2024

Annual Std Dev	8.62	Beta	0.91
B' mark Annual Std Dev.	8.00	R-squared	0.94
Alpha	-1.24	Sharpe Ratio	-0.04

Source: Mackenzie Investments

Key Fund Data

Total Fund Assets:	\$2.1 billion
NAVPS (06/28/2024):	C\$13.72 US\$10.03
MER (as of Sep. 2023):	A: 2.32% F: 0.94%
Management Fee:	A: 1.85% F: 0.70%
Benchmark**:	52.5% MSCI World + 47.5% BofA Merrill Lynch Global Broad Market (Hedged to CAD)

Last Paid Distribution:

SERIES	FREQUENCY	AMOUNT	DATE
A	Monthly	0.0548	6/21/2024
F	Monthly	0.0548	6/21/2024
T5	Monthly	0.0462	6/21/2024
PW	Annually	0.0467	6/21/2024

Fund Codes:

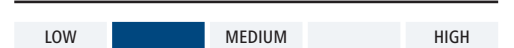
SERIES (CS)	PREFIX	FE	BE *	LL2 *	LL3 *
A	MFC	2715	3626	7132	4091
F	MFC	2310	—	—	—
T5	MFC	2309	3327	7133	3328
PW	MFC	6131	—	—	—

Additional fund series available at mackenzieinvestments.com/fundcodes

Why Invest in this fund?

- A truly global approach, the Fund invests in a diversified portfolio of equities and fixed income securities that are income producing with an aim to deliver superior risk-adjusted returns in all market environments.
- In fixed income, the Fund selects from the broadest array of securities globally to build a portfolio that provides best value for risk.
- The equity style is core, investing in quality companies anywhere in the world.

Risk Tolerance



† Effective June 1, 2022, the redemption charge purchase option, and the low-load purchase option are no longer available for purchase, including those made through systematic purchase plans such as pre-authorized contribution plans. Switching from securities of a Mackenzie Fund previously purchased under the redemption charge or low-load purchase options to securities of another Mackenzie Fund, under the same purchase option, will continue to be available until such redemption schedules expire.

** The blended index is composed of 52.5% MSCI World and 47.5% BofA Merrill Lynch Global Broad Market (Hedged to CAD).

*** The major holdings of the Fund may, but do not necessarily, represent the largest holdings of the Fund. Rather, the major holdings are selected for their overall significance in evaluating the investment portfolio.

**** Credit ratings and rating categories are based on ratings issued by a designated rating organization.

† On April 30, 2014, the Fund changed its mandate from investing primarily in securities of other mutual funds that invest in Canadian and foreign equity and fixed income securities and/or income trusts to investing primarily in fixed-income and/or income-oriented equity securities of issuers anywhere in the world. The past performance before this date was achieved under the previous objectives.

‡ Commissions, trailing commissions, management fees, and expenses all may be associated with mutual fund investments. Please read the prospectus before investing. The indicated rates of return the historical annual compounded total returns as of June 28, 2024 including changes in unit value and reinvestment of all distributions and do not take into account sales, redemption, distribution, or optional charges or income taxes payable by any securityholder that would have reduced returns. Mutual funds are not guaranteed, their values change frequently and past performance may not be repeated. Standard deviation provides a measure of the variability of returns that have occurred relative to the average return. The higher the standard deviation, the greater is the range of returns that has been experienced. Standard deviation is commonly used as a measure of risk.